





















Rank	Competitor	Age	Club	RT	PTS	Result
1	 Milan Glintmeyer	17		0.72		56.25 Entry: 57.02 -0.77
	50m: 27.55 100m: 56.25 (28.70)					
2	 Tribeca Liu (V)	17		0.70		56.87 Entry: 57.15 -0.28
	50m: 26.76 100m: 56.87 (30.11)					
2	 Alyssa Tapper	18		0.70		57.61 Entry: 58.13 -0.52
	50m: 28.26 100m: 57.61 (29.35)					
3	 Olivia Emmett	18		0.77		57.86 Entry: 58.17 -0.31
	50m: 28.02 100m: 57.86 (29.84)					
4	 Millie Bell	17		0.71		58.84 Entry: 59.02 -0.18
	50m: 28.25 100m: 58.84 (30.59)					
5	 Holli Macdonald	18	 Hamilton Aqua...	0.71		58.97 Entry: 59.35 -0.38
	50m: 28.53 100m: 58.97 (30.44)					
5	 Sasha Henrison	18		0.72		58.20 Entry: 58.63 -0.43
	50m: 27.44 100m: 58.20 (30.76)					
6	 Alex McIntosh	17		0.70		59.19 Entry: 59.42 -0.23
	50m: 28.54 100m: 59.19 (30.65)					
7	 Lola Nicholls	18		0.72		59.40 Entry: 59.70 -0.30
	50m: 28.64 100m: 59.40 (30.76)					
8	 Kayla Knight	17		0.72		1:00.36 Entry: 1:00.08 +0.28
	50m: 28.89 100m: 1:00.36 (31.47)					